



Technology Engineered by General Electric Company and AM Power

GENERAL DATA		
Nominal Energy	10.5	kWh
Nominal Voltage	110	VDC
Nominal Capacity	92	Ah
Ambient Conditions	-40 to 65	°C
Humidity	<95% (no condensation)	RH
Altitude	<3,000	m
Warm-up Time ¹	≤16	hours
Max Internal Heater Power	390	W
Avg Heater Power Consumption, CDC ²	<10	W
Heater Power Consumption, Float	<120	W
Internal Low Voltage Disconnect ³	91.5 to 100.3	VDC
Dimensions(H×D×W)	353×556×506	mm
Weight	117±2	kg
Battery Certifications	IEC 62984 Series (1,2,3), CE Compliance, IEC 61000-6-1:2019, TLC:China, UL9540A, UL1973	

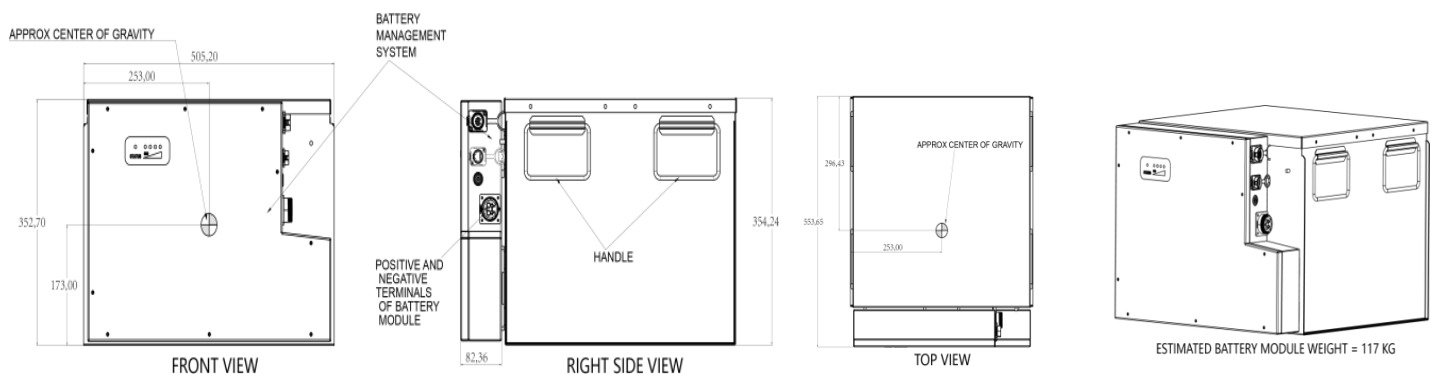
Technical Data

Power Availability/Backup		
Usable Energy ⁴	9	kWh
Usable Capacity ⁴	82	Ah
Max Recharge Current	16	A
Recharge Voltage Range	120 to 160	VDC
Open Circuit Voltage	113.5	VDC
Design Life	20	Yrs

Charge Discharge Cycling		
Cycling Load Range	0.9 to 2.8	kW
Cycling Discharge current	8 to 24	A
Max Discharge Current (1h)	60	A
Max Discharge Current (1min)	120	A
Cycles Between Return to Top of Charge (TOC) ⁵	40	Cycles

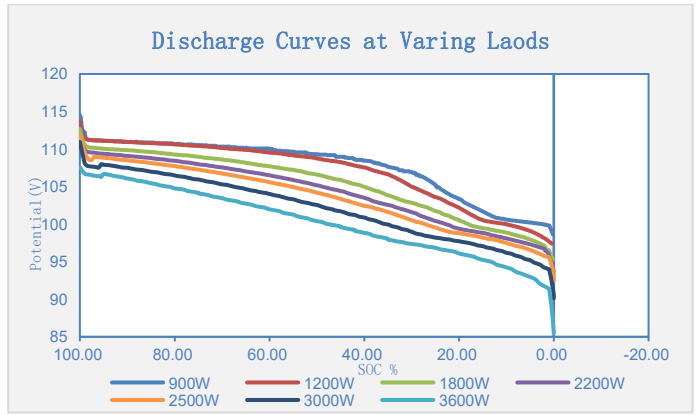
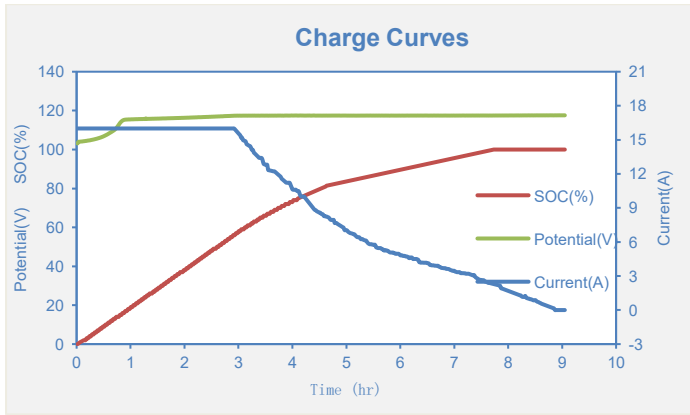
Interconnects	
Battery Terminals	Quick Plug Terminal
Ground Connection	Standard: Single M6
Communication	RS485/CAN/LAN
Communication Protocol	MODBUS
Ingress Protection (IP)	IP55
Operating Status Lights	2LEDs
SOC Status Lights	4LEDs

Dimension

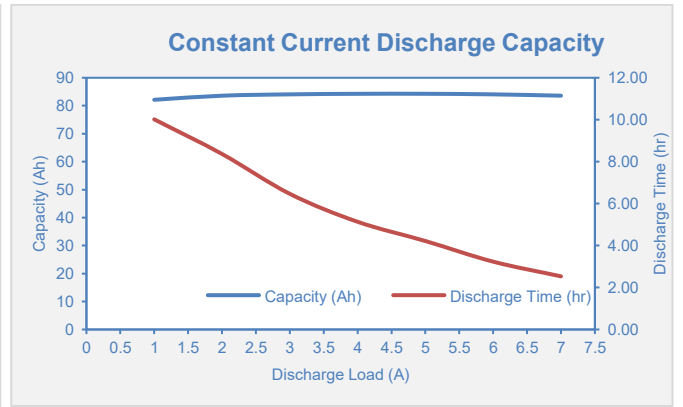
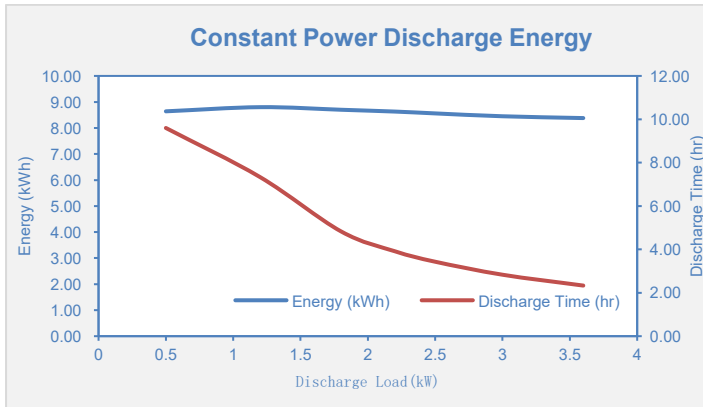


Performance Characteristics

The performance data presented below is based on testing done at labs at 25°C and applies to ambient temperatures from -40°C to 65°C at beginning of life (BOL). Actual performance may vary. Discharge curves apply after 24-hour charge cycle.



	From 13% State of Charge to...					
	50%	60%	70%	80%	90%	95%
Charge Time (hr)	2.6	3.1	3.7	4.5	6	7

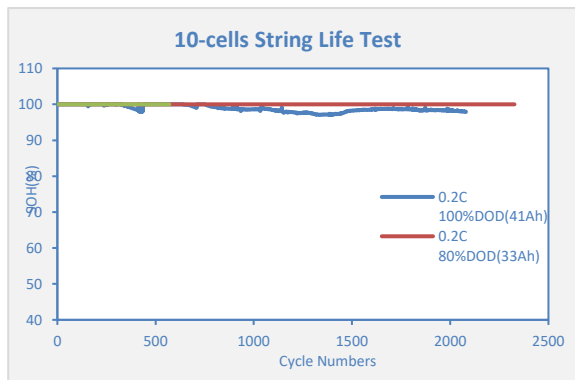


	Load (W)						
	900	1,200	1,800	2,200	2,500	3,000	3,600
Energy (kWh)	8.64	8.8	8.7	8.63	8.56	8.45	8.38
Discharge Time (hr)	9.60	7.33	4.83	3.92	3.43	2.83	2.33

	Current (A)						
	8.2	10	13	16.4	20	26	33
Capacity (Ah)	82.13	83.59	84.07	84.26	84.27	84.07	83.59
Discharge Time (hr)	10.02	8.37	6.47	5.13	4.22	3.23	2.53

Cycle Life Projection – At Varying Loads

The performance data presented below is the lab testing results at ambient temperature(25°C). Based on the testing results, the predicted cycle life at 0.5C 80%DOD is >6000 cycles with >80%SOH.



- 1 When continuously charged and discharged at rated load.
- 2 Exact voltage is load dependent. Extendable end of discharge voltage up to 80V during overload discharge.
- 3 Dimensions are nominal.
- 4 C/10 rate at beginning of life.
- 5 Battery does not need to be taken offline to return to top of charge.

Distributed by:

Thytron Energy Sdn Bhd
 (Formerly Known as Thytron Power Products Sdn Bhd)
 31, Jalan Taming 10, Kawasan Perindustrian Taming Jaya, 43300 Balakong,
 Selangor, Malaysia.

Tel: 03-89619005